

PM5D Version 2

Digital Mixing Console




PM5D

PM5D



PM5D Rear Panel



PM5D-RH

PM5D-RH



PM5D-RH Rear Panel


The PM5D and PM5D-RH Digital Mixing Consoles take the digital revolution to the next level.

- The PM5D features standard high-performance head amps, while the PM5D-RH adds head-amp recall capability that allows head amp gain settings to be recalled along with the other console scene data.
- 48 mono and 4 stereo inputs, 24 mix buses and 2 stereo outputs, and 8 matrix outputs (expandable).
- Custom “DSP7” LSI for ultra-high-speed 96-kHz/32-bit processing.
- I/O capacity and functionality can be doubled or tripled by adding one or two rack-mountable DSP5D Digital Mixing Systems.
- Easy “virtual soundcheck” with individually assignable channels does not require complex re-patching.
- Built-in VCM (Virtual Circuit Modeling) effects offer impeccable simulations of classic signal processing gear.
- 8 high-performance multi-effect processors and 12 graphic equalizers built in.
- Enhanced security features keep the system operating flawlessly in any application.

OPTIONS

DSP5D Digital Mixing System

11U



Rear Panel

DCU5D Digital Cabling Unit

1U



Rear Panel

* Please refer to the DSP5D/DCU5D datasheet for more details.

PSL120 Power Supply Link Cable



LA1L Gooseneck Lamp



PW800W Power Supply Unit

3U



Rear Panel

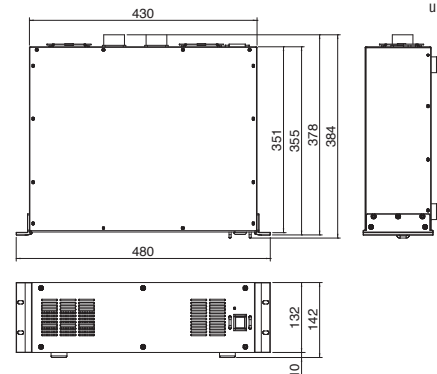
The PM5D is reliably powered by an external power supply unit. The PW800W is extremely compact and lightweight (3U, 10kg). Thanks to its high efficiency, the low speed cooling fans are extremely quiet. Two PW800W units can be serially connected using optional PSL120 cable for failsafe operation. PW800W accepts 100 - 240 volts so it can be used anywhere.

GENERAL SPECIFICATIONS (PW800W)

Power requirements	AC100-240V 50/60Hz
Power consumption	1000W When using with PM5D: 550W (Max) When using with PM5D-RH: 550W (Max) When using with DSP5D: 380W (Max)
Dimensions (W x H x D)	480 x 142 x 384mm (18.7" x 5.5" x 14.98")
Weight	10kg (22lbs)

DIMENSIONS (PW800W)

unit : mm



PM5D Version 2

GENERAL SPECIFICATIONS (PM5D, PM5D-RH)

Internal processing	32bit (Accumulator=58bit)
Number of scene memories	500
Sampling frequency rate	Internal: 44.1kHz, 48kHz, 88.2kHz, 96kHz External: 44.1kHz (-10%) to 48kHz(+6%) 88.2kHz (-10%) to 96kHz (+6%)
Signal Delay	PM5D: Less than 2.3 ms INPUT to STEREO A,B (@fs = 48 kHz) Less than 1.15 ms INPUT to STEREO A,B (@fs = 96 kHz) PM5D-RH: Less than 2.5 ms INPUT to STEREO A,B (@fs = 48 kHz) Less than 1.25 ms INPUT to STEREO A,B (@fs = 96 kHz)
Total harmonic distortion*1	Less than 0.05%, 20Hz to 20kHz @+14dBu into 600Ω CH Input to STEREO OUT Input Gain=Min. Less than 0.01%, 1kHz @+18dBu into 600Ω (@fs=48kHz) Less than 0.05%, 20Hz to 40kHz @+14dBu into 600Ω Less than 0.01%, 1kHz @+18dBu into 600Ω (@fs=96kHz)
Frequency response	20Hz to 20kHz, 0.5, -1.5dB, @44.1kHz, 48kHz 20Hz to 40kHz, 0.5, -1.5dB, @88.2kHz, 96kHz
Dynamic range	110dB typ, DA Converter (STEREO OUT) 108dB typ, AD+DA (to STEREO OUT) (@fs=48kHz) 106dB typ, AD+DA (to STEREO OUT) (@fs=96kHz)
Hum & noise level*2	-128dBu Equivalent Input Noise -86dBu residual output noise
Crosstalk (@1kHz)	-100dB*3, -80dB, Adjacent Input Channels Input Gain=Min. -100dB*3, -80dB, Input to Output
Phantom Power	+48V
Power requirements	Refer to PW800W power requirements
Power consumption	Refer to PW800W power consumption
Dimensions (W x H x D)	1551 x 283 x 950mm (61" x 11.1" x 37.4")
Weight	PM5D: 98.0kg (215lbs) PM5D-RH: 97.0kg (213lbs)

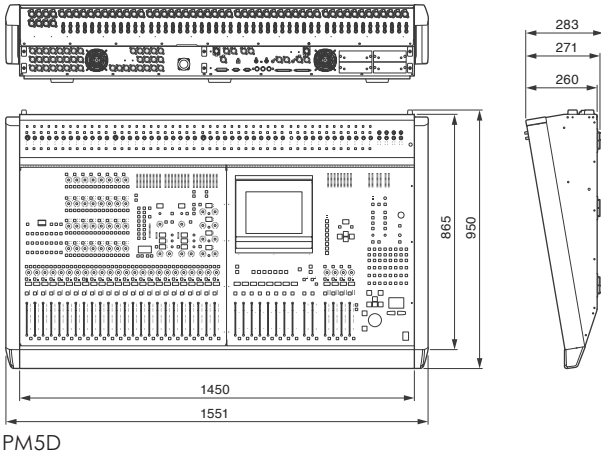
*1 Total harmonic distortion is measured with a 18dB/Oct filter @80kHz.

*2 Hum & noise level is measured with a 6dB/oct filter @12.7kHz; equivalent to 20kHz filter with infinite dB/Oct attenuation.

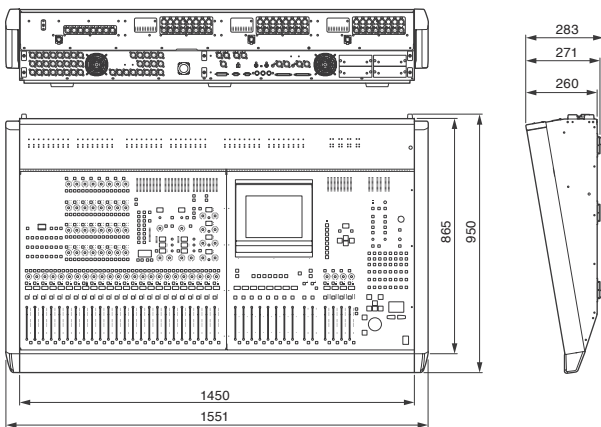
*3 Crosstalk is measured with a 30 dB/octave filter @22kHz.

DIMENSIONS (PM5D, PM5D-RH)

unit : mm



PM5D



PM5D-RH

ANALOG INPUT SPECIFICATIONS (PM5D)

Input terminal	Actual source impedance		For use with nominal	Input level			Connector	
	PAD	GAIN		Sensitivity	Nominal	Max. before clip		
INPUT	0	-60dB	3kΩ	50-600Ω Mics & 600Ω Lines	-80dBu	-60dBu	-40dBu	XLR3-31 type*
	26	-16dB			-10dBu	+10dBu	+30dBu	
ST IN 1-4[L,R]	-34dB	+10dB	4kΩ	600Ω Lines	-54dBu	-34dBu	-14dBu	XLR3-31 type*
INSERT IN 1-48			10kΩ	600Ω Lines	-16dBu	+4dBu	+24dBu	TRS Phone Jack*
2TR IN ANALOG 1,2[L,R]*			10kΩ	600Ω Lines	-60dBu	+4dBu	+24dBu	XLR3-31 type*
TALKBACK			3kΩ	50-600Ω Mics & 600Ω Lines	-60dBu	-50dBu	-30dBu	XLR3-31 type*

ANALOG INPUT SPECIFICATIONS (PM5D-RH)

Input terminal	Actual source impedance		For use with nominal	Input level			Connector	
	PAD	GAIN		Sensitivity	Nominal	Max. before clip		
INPUT 1-48 & ST IN 1-4[L,R]	-62dB	+10dB	3kΩ	50-600Ω Mics & 600Ω Lines	-82dBu	-62dBu	-42dBu	XLR3-31 type*
2TR IN ANALOG 1,2[L,R]*			10kΩ	600Ω Lines	-6dBu	+4dBu	+24dBu	XLR3-31 type*
TALKBACK			3kΩ	50-600Ω Mics & 600Ω Lines	-60dBu	-50dBu	-30dBu	XLR3-31 type*

ANALOG OUTPUT SPECIFICATIONS (PM5D, PM5D-RH)

Output terminal	Actual source impedance	For use with nominal	GAIN SW	Output level		Connector
				Nominal	Max. before Clip	
STEREO A,B[L,R]	75Ω	600Ω Lines	+24dB	+4dBu	+24dBu	XLR3-32 type*
MONITOR OUT[L,R,C]	75Ω	600Ω Lines	+18dB	-2dBu	+18dBu	XLR3-32 type*
CUE OUT[L,R]	75Ω	600Ω Lines	+24dB	+4dBu	+24dBu	XLR3-32 type*
MATRIX OUT 1-8	75Ω	600Ω Lines	+18dB	-2dBu	+18dBu	XLR3-32 type*
MIX OUT 1-24	75Ω	600Ω Lines	+24dB	+4dBu	+24dBu	XLR3-32 type*
INSERT OUT 1-48	75Ω	10kΩ Lines	—	+4dBu	+24dBu	TRS Phone Jack*
PHONES	15Ω	8Ω Phones	—	75mW	150mW	ST Phone Jack**
		40Ω Phones	—	65mW	150mW	

DIGITAL INPUT SPECIFICATIONS

Terminal	Format	Data length	Level	Connector	
2TR IN DIGITAL with SRC	1 AES/EBU	AES/EBU	24bit	RS422	XLR3-31 type
	2 AES/EBU	AES/EBU	24bit	RS422	XLR3-31 type
	3 COAXIAL	IEC-60958	24bit	0.5Vpp/75Ω	RCA Pin Jack
CASCADE IN	—	—	RS422	D-sub Half Pitch Connector 68Pin (Female)	

DIGITAL OUTPUT SPECIFICATIONS (PM5D, PM5D-RH)

Terminal	Format	Data length	Level	Connector	
2TR OUT DIGITAL	1 AES/EBU	AES/EBU	24bit	RS422	XLR3-32 type
	2 AES/EBU	AES/EBU	24bit	RS422	XLR3-32 type
	3 COAXIAL	IEC-60958	24bit	0.5Vpp/75Ω	RCA Pin Jack
CASCADE OUT	—	—	RS422	D-sub Half Pitch Connector 68Pin (Female)	

CONTROL I/O SPECIFICATIONS (PM5D, PM5D-RH)

Terminal	Format	Level	Connector
TO HOST	USB	USB1.1	B Type USB Connector
MIDI	IN	MIDI	DIN Connector 5P
	OUT	MIDI	DIN Connector 5P
	THRU	MIDI	DIN Connector 5P
TIME CODE IN	SMPTE	SMPTE	0.3Vpp(min.)/10Vpp(max.), 10kΩ XLR3-31 Type*
WORD CLOCK	IN	—	TTL/75Ω (ON/OFF) BNC Connector
	OUT	—	TTL/75Ω BNC Connector
GPI	—	Open collector	D-Sub Connector 25P (Female)
HA REMOTE	—	RS422	D-Sub Connector 9P (Male)
RS422 REMOTE	—	RS422	D-Sub Connector 9P (Female)
KEYBOARD	PS/2	—	DIN Connector 6P
MOUSE	PS/2	—	DIN Connector 6P
LAMP 1, 2, 3	—	2.5V-11.5V	XLR4-31 Type
MEMORY CARD	—	—	PCMCIA (Compact Flash)

